



Newsletter

July 2017 | Issue No. 4



**111 ABRASIVES
AUSTRALIA**
QUALITY . PERFORMANCE . SERVICE

Linear GRINDING & POLISHING

Fleece & Mix Wheels

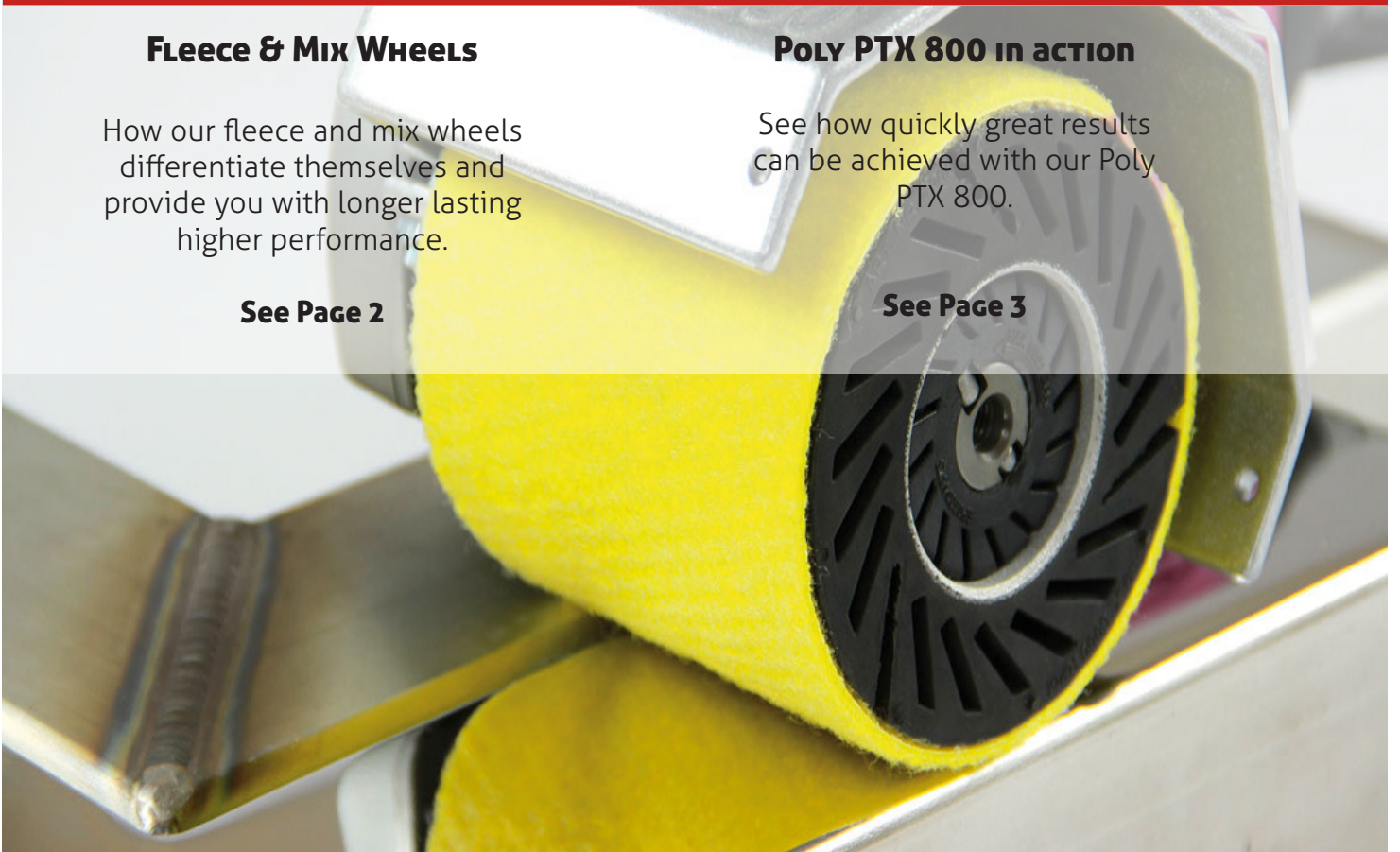
How our fleece and mix wheels differentiate themselves and provide you with longer lasting higher performance.

See Page 2

Poly PTX 800 in action

See how quickly great results can be achieved with our Poly PTX 800.

See Page 3



Get a Real Deal on your Wheel

By 111 Abrasives Australia Pty Ltd

For the **POLY-PTX 800 Original** Linear Grinder/Polisher or the many copies



LONG LASTING
LASTS 40% LONGER



Our wheels can be bought in size 115x110mm (80 & 180 Grit only) with a recessed centre allowing the wheel to be used up against a wall. Due to the increased size of the wheel it lasts 40% longer compared to conventional wheels.

BALANCED
SPINS 100% PERFECTLY



As shown in the picture above our fleece and mix wheels are tested with a special apparatus to ensure our wheels are balanced. Weights are then inserted if required. This not only means no chatter marks or jumping but the machine runs better as well.

GERMAN QUALITY
TESTED WITH PRECISION



Proudly made in Germany by Eisenblätter these wheels are the real deal. Do not settle for an inferior product, try out our linear finishing wheels from Eisenblätter to see the difference for yourself.

CONTACT US TODAY!

PHONE:
(07) 5546 6026

EMAIL:
info@specialabrasives.com

www.111abrasives.com.au



(ABOVE) Testing wheel balance, ensuring it runs 100% perfectly.



POLY PTX 800 In Action


Brush Finish in Minutes

Starting with a thin sheet of metal with large amounts of surface rust we were able to bring it back to a uniform brushed finish (no.4) with our POLY PTX 800 machine and grit 80 fleece wheel.




(Above) BEFORE PHOTO

As you can see the results speak for themselves. A beautiful brushed finish in minutes with just one wheel.



(Above) AFTER PHOTO

As seen in the picture below the final finish looks amazing and it is hard to imagine it started off as a dirty, scratched and rusty piece. In order to finish off the piece properly and protect it from future rust or discolouring we have our cleaning products. Firstly we used Brilliance Clean spray to clean off the dirt and debris from the workpiece after surface conditioning. Then we apply POLY SEAL with a microfibre cloth which leaves the surface with a protective coating to protect against dirt and rust.



(Above) AFTER SURFACE TREATMENT

We APPRECIATE YOUR Feedback & Questions!

Call us on (07) 5546 6026
send us an email at info@specialabrasives.com
Or leave a comment on our website





Contact

Should you have any questions, please contact us for more information

+61 7 5546 6026

www.111abrasives.com.au

111 Abrasives Australia Pty Ltd t/as Mullner Enterprises

3 Healy Court Ormeau
4208 QLD Australia

Fax
+61 7 5546 6381

Email
info@specialabrasives.com

